

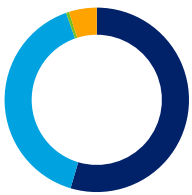
## Brunel

## EOS at Federated Hermes

Over the last quarter we made voting recommendations at **185** meetings (**2,102** resolutions). At **74** meetings we recommended opposing one or more resolutions. We recommended voting with management by exception at **nine** meetings and abstaining at **one** meeting. We supported management on all resolutions at the remaining **101** meetings.

### Global


We made voting recommendations at **185** meetings (**2,102** resolutions) over the last quarter.



- Total meetings in favour **54.6%**
- Meetings against (or against AND abstain) **40%**
- Meetings abstained **0.5%**
- Meetings with management by exception **4.9%**

### Australia and New Zealand

We made voting recommendations at **one** meeting (**three** resolutions) over the last quarter.



- Total meetings in favour **100%**

### Developed Asia

We made voting recommendations at **41** meetings (**334** resolutions) over the last quarter.



- Total meetings in favour **70.7%**
- Meetings against (or against AND abstain) **26.8%**
- Meetings with management by exception **2.4%**

### Emerging and Frontier Markets

We made voting recommendations at **45** meetings (**386** resolutions) over the last quarter.



- Total meetings in favour **62.2%**
- Meetings against (or against AND abstain) **35.6%**
- Meetings with management by exception **2.2%**

### Europe

We made voting recommendations at **45** meetings (**804** resolutions) over the last quarter.



- Total meetings in favour **48.9%**
- Meetings against (or against AND abstain) **44.4%**
- Meetings abstained **2.2%**
- Meetings with management by exception **4.4%**

### North America

We made voting recommendations at **35** meetings (**323** resolutions) over the last quarter.



- Total meetings in favour **31.4%**
- Meetings against (or against AND abstain) **54.3%**
- Meetings with management by exception **14.3%**

### United Kingdom

We made voting recommendations at **18** meetings (**252** resolutions) over the last quarter.



- Total meetings in favour **55.6%**
- Meetings against (or against AND abstain) **44.4%**

The issues on which we recommended voting against management or abstaining on resolutions are shown below.

**Global**

We recommended voting against or abstaining on **183** resolutions over the last quarter.



- Board structure **39.9%**
- Remuneration **32.2%**
- Shareholder resolution **8.2%**
- Capital structure and dividends **4.9%**
- Amend articles **6.6%**
- Audit and accounts **2.7%**
- Other **5.5%**

**Developed Asia**

We recommended voting against or abstaining on **26** resolutions over the last quarter.



- Board structure **69.2%**
- Remuneration **7.7%**
- Amend articles **11.5%**
- Audit and accounts **11.5%**

**Emerging and Frontier Markets**

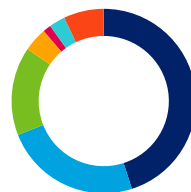
We recommended voting against or abstaining on **33** resolutions over the last quarter.



- Board structure **24.2%**
- Remuneration **15.2%**
- Shareholder resolution **3.0%**
- Capital structure and dividends **18.2%**
- Amend articles **24.2%**
- Other **15.2%**

**Europe**

We recommended voting against or abstaining on **71** resolutions over the last quarter.



- Board structure **45.1%**
- Remuneration **23.9%**
- Shareholder resolution **15.5%**
- Capital structure and dividends **4.2%**
- Amend articles **1.4%**
- Audit and accounts **2.8%**
- Other **7.0%**

**North America**

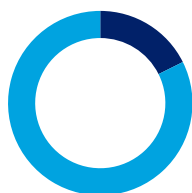
We recommended voting against or abstaining on **36** resolutions over the last quarter.



- Board structure **33.3%**
- Remuneration **58.3%**
- Shareholder resolution **8.3%**

**United Kingdom**

We recommended voting against or abstaining on **17** resolutions over the last quarter.



- Board structure **17.6%**
- Remuneration **82.4%**