

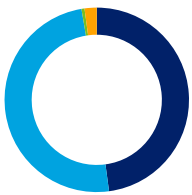
Brunel

EOS at Federated Hermes

Over the last quarter we made voting recommendations at **188** meetings (**1,945** resolutions). At **93** meetings we recommended opposing one or more resolutions. We recommended voting with management by exception at **four** meetings and abstaining at **one** meeting. We supported management on all resolutions at the remaining **90** meetings.

Global


We made voting recommendations at **188** meetings (**1,945** resolutions) over the last quarter.



- Total meetings in favour **47.9%**
- Meetings against (or against AND abstain) **49.5%**
- Meetings abstained **0.5%**
- Meetings with management by exception **2.1%**

Australia and New Zealand

We made voting recommendations at **one** meeting (**five** resolutions) over the last quarter.



- Meetings against (or against AND abstain) **100%**

Developed Asia

We made voting recommendations at **47** meetings (**382** resolutions) over the last quarter.



- Total meetings in favour **57.4%**
- Meetings against (or against AND abstain) **42.6%**

Emerging and Frontier Markets

We made voting recommendations at **55** meetings (**313** resolutions) over the last quarter.



- Total meetings in favour **61.8%**
- Meetings against (or against AND abstain) **38.2%**

Europe

We made voting recommendations at **34** meetings (**622** resolutions) over the last quarter.



- Total meetings in favour **29.4%**
- Meetings against (or against AND abstain) **61.8%**
- Meetings abstained **2.9%**
- Meetings with management by exception **5.9%**

North America

We made voting recommendations at **30** meetings (**329** resolutions) over the last quarter.



- Total meetings in favour **13.3%**
- Meetings against (or against AND abstain) **80%**
- Meetings with management by exception **6.7%**

United Kingdom

We made voting recommendations at **21** meetings (**294** resolutions) over the last quarter.



- Total meetings in favour **71.4%**
- Meetings against (or against AND abstain) **28.6%**

The issues on which we recommended voting against management or abstaining on resolutions are shown below.

Global

We recommended voting against or abstaining on **250** resolutions over the last quarter.



- Board structure 52.4%
- Remuneration 25.2%
- Shareholder resolution 8%
- Capital structure and dividends 3.6%
- Amend articles 3.2%
- Audit and accounts 3.2%
- Other 4.4%

Australia and New Zealand

We recommended voting against or abstaining on **two** resolutions over the last quarter.



- Board structure 50%
- Remuneration 50%

Developed Asia

We recommended voting against or abstaining on **48** resolutions over the last quarter.



- Board structure 72.9%
- Remuneration 10.4%
- Amend articles 6.2%
- Audit and accounts 10.4%

Emerging and Frontier Markets

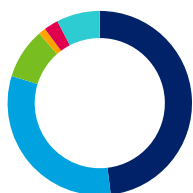
We recommended voting against or abstaining on **42** resolutions over the last quarter.



- Board structure 54.8%
- Remuneration 16.7%
- Shareholder resolution 2.4%
- Capital structure and dividends 2.4%
- Amend articles 9.5%
- Audit and accounts 2.4%
- Other 11.9%

Europe

We recommended voting against or abstaining on **79** resolutions over the last quarter.



- Board structure 48.1%
- Remuneration 31.6%
- Capital structure and dividends 8.9%
- Amend articles 1.3%
- Audit and accounts 2.5%
- Other 7.6%

North America

We recommended voting against or abstaining on **69** resolutions over the last quarter.



- Board structure 42.0%
- Remuneration 29.0%
- Shareholder resolution 27.5%
- Capital structure and dividends 1.4%

United Kingdom

We recommended voting against or abstaining on **ten** resolutions over the last quarter.



- Board structure 50%
- Remuneration 50%