

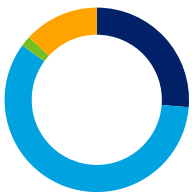
Brunel

EOS at Federated Hermes

Over the last quarter we made voting recommendations at **609** meetings (**8,719** resolutions). At **358** meetings we recommended opposing one or more resolutions. We recommended voting with management by exception at **80** meetings and abstaining at **11** meetings. We supported management on all resolutions at the remaining **160** meetings.

Global


We made voting recommendations at **609** meetings (**8,719** resolutions) over the last quarter.



- Total meetings in favour **26.3%**
- Meetings against (or against AND abstain) **58.8%**
- Meetings abstained **1.8%**
- Meetings with management by exception **13.1%**

Australia and New Zealand

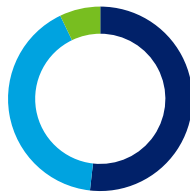
We made voting recommendations at **one** meeting (**five** resolutions) over the last quarter.



- Meetings against (or against AND abstain) **100%**

Developed Asia

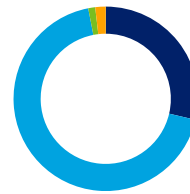
We made voting recommendations at **56** meetings (**576** resolutions) over the last quarter.



- Total meetings in favour **51.8%**
- Meetings against (or against AND abstain) **41.1%**
- Meetings with management by exception **7.1%**

Emerging and Frontier Markets

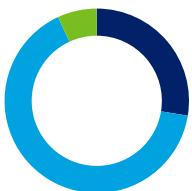
We made voting recommendations at **164** meetings (**1,826** resolutions) over the last quarter.



- Total meetings in favour **28.7%**
- Meetings against (or against AND abstain) **68.3%**
- Meetings abstained **1.2%**
- Meetings with management by exception **1.8%**

Europe

We made voting recommendations at **87** meetings (**1,726** resolutions) over the last quarter.



- Total meetings in favour **27.6%**
- Meetings against (or against AND abstain) **65.5%**
- Meetings with management by exception **6.9%**

North America

We made voting recommendations at **191** meetings (**2,464** resolutions) over the last quarter.



- Total meetings in favour **17.3%**
- Meetings against (or against AND abstain) **55.0%**
- Meetings with management by exception **27.7%**

United Kingdom

We made voting recommendations at **110** meetings (**2,122** resolutions) over the last quarter.

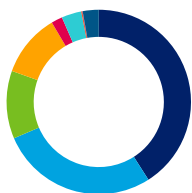


- Total meetings in favour **24.5%**
- Meetings against (or against AND abstain) **54.5%**
- Meetings abstained **8.2%**
- Meetings with management by exception **12.7%**

The issues on which we recommended voting against management or abstaining on resolutions are shown below.

Global


We recommended voting against or abstaining on **1,177** resolutions over the last quarter.



- Board structure **41.0%**
- Remuneration **27.6%**
- Shareholder resolution **11.9%**
- Capital structure and dividends **11.0%**
- Amend articles **2.0%**
- Audit and accounts **3.5%**
- Investment/M&A **0.2%**
- Poison pill/Anti-takeover device **0.1%**
- Other **2.8%**

Australia and New Zealand

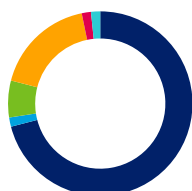
We recommended voting against or abstaining on **two** resolutions over the last quarter.



- Remuneration **100%**

Developed Asia

We recommended voting against or abstaining on **62** resolutions over the last quarter.



- Board structure **71.0%**
- Remuneration **1.6%**
- Shareholder resolution **6.5%**
- Capital structure and dividends **17.7%**
- Amend articles **1.6%**
- Audit and accounts **1.6%**

Emerging and Frontier Markets

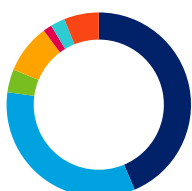
We recommended voting against or abstaining on **418** resolutions over the last quarter.



- Board structure **49.0%**
- Remuneration **11.7%**
- Shareholder resolution **2.2%**
- Capital structure and dividends **23.4%**
- Amend articles **4.1%**
- Audit and accounts **4.1%**
- Investment/M&A **0.5%**
- Other **5.0%**

Europe

We recommended voting against or abstaining on **197** resolutions over the last quarter.



- Board structure **43.7%**
- Remuneration **33.5%**
- Shareholder resolution **4.1%**
- Capital structure and dividends **8.6%**
- Amend articles **1.5%**
- Audit and accounts **2.5%**
- Other **6.1%**

North America

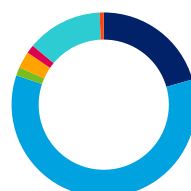
We recommended voting against or abstaining on **362** resolutions over the last quarter.



- Board structure **32.9%**
- Remuneration **34.8%**
- Shareholder resolution **32.3%**

United Kingdom

We recommended voting against or abstaining on **136** resolutions over the last quarter.



- Board structure **20.6%**
- Remuneration **59.6%**
- Shareholder resolution **1.5%**
- Capital structure and dividends **2.9%**
- Amend articles **1.5%**
- Audit and accounts **13.2%**
- Poison pill/Anti-takeover device **0.7%**