

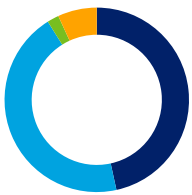
## Brunel

## EOS at Federated Hermes

Over the last quarter we made voting recommendations at **146** meetings (**1,604** resolutions). At **65** meetings we recommended opposing one or more resolutions. We recommended voting with management by exception at **ten** meetings and abstaining at **three** meetings. We supported management on all resolutions at the remaining **68** meetings.

### Global

We made voting recommendations at **146** meetings (**1,604** resolutions) over the last quarter.



- Total meetings in favour **46.6%**
- Meetings against (or against AND abstain) **44.5%**
- Meetings abstained **2.1%**
- Meetings with management by exception **6.8%**

### Australia and New Zealand

We made voting recommendations at **three** meetings (**15** resolutions) over the last quarter.



- Total meetings in favour **66.7%**
- Meetings against (or against AND abstain) **33.3%**

### Developed Asia

We made voting recommendations at **seven** meetings (**48** resolutions) over the last quarter.



- Total meetings in favour **85.7%**
- Meetings against (or against AND abstain) **14.3%**

### Emerging and Frontier Markets

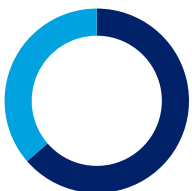
We made voting recommendations at **65** meetings (**527** resolutions) over the last quarter.



- Total meetings in favour **40%**
- Meetings against (or against AND abstain) **52.3%**
- Meetings abstained **3.1%**
- Meetings with management by exception **4.6%**

### Europe

We made voting recommendations at **11** meetings (**141** resolutions) over the last quarter.



- Total meetings in favour **63.6%**
- Meetings against (or against AND abstain) **36.4%**

### North America

We made voting recommendations at **13** meetings (**114** resolutions) over the last quarter.



- Total meetings in favour **30.8%**
- Meetings against (or against AND abstain) **53.8%**
- Meetings with management by exception **15.4%**

### United Kingdom

We made voting recommendations at **47** meetings (**759** resolutions) over the last quarter.



- Total meetings in favour **48.9%**
- Meetings against (or against AND abstain) **38.3%**
- Meetings abstained **2.1%**
- Meetings with management by exception **10.6%**

The issues on which we recommended voting against management or abstaining on resolutions are shown below.

**Global**


We recommended voting against or abstaining on **201** resolutions over the last quarter.



- Board structure **47.8%**
- Remuneration **24.4%**
- Shareholder resolution **5.5%**
- Capital structure and dividends **6.5%**
- Amend articles **4.5%**
- Audit and accounts **3.0%**
- Other **8.5%**

**Australia and New Zealand**


We recommended voting against or abstaining on **three** resolutions over the last quarter.



- Remuneration **100%**

**Developed Asia**

We recommended voting against or abstaining on **two** resolutions over the last quarter.



- Board structure **100%**

**Emerging and Frontier Markets**

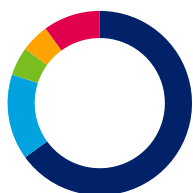
We recommended voting against or abstaining on **119** resolutions over the last quarter.



- Board structure **52.9%**
- Remuneration **6.7%**
- Shareholder resolution **5.9%**
- Capital structure and dividends **10.1%**
- Amend articles **7.6%**
- Audit and accounts **4.2%**
- Other **12.6%**

**Europe**

We recommended voting against or abstaining on **20** resolutions over the last quarter.



- Board structure **65%**
- Remuneration **15%**
- Capital structure and dividends **5%**
- Audit and accounts **5%**
- Other **10%**

**North America**

We recommended voting against or abstaining on **21** resolutions over the last quarter.



- Board structure **38.1%**
- Remuneration **42.9%**
- Shareholder resolution **19.0%**

**United Kingdom**

We recommended voting against or abstaining on **36** resolutions over the last quarter.



- Board structure **27.8%**
- Remuneration **72.2%**