

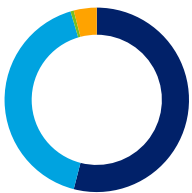
Brunel

EOS at Federated Hermes

Over the last quarter we made voting recommendations at **174** meetings (**1,791** resolutions). At **72** meetings we recommended opposing one or more resolutions. We recommended voting with management by exception at **seven** meetings and abstaining at **one** meeting. We supported management on all resolutions at the remaining **94** meetings.

Global

We made voting recommendations at **174** meetings (**1,791** resolutions) over the last quarter.



- Total meetings in favour **54.0%**
- Meetings against (or against AND abstain) **41.4%**
- Meetings abstained **0.6%**
- Meetings with management by exception **4.0%**

Australia and New Zealand

We made voting recommendations at **two** meetings (**nine** resolutions) over the last quarter.



- Total meetings in favour **50%**
- Meetings against (or against AND abstain) **50%**

Developed Asia

We made voting recommendations at **11** meetings (**69** resolutions) over the last quarter.



- Total meetings in favour **54.5%**
- Meetings against (or against AND abstain) **45.5%**

Emerging and Frontier Markets

We made voting recommendations at **68** meetings (**480** resolutions) over the last quarter.



- Total meetings in favour **66.2%**
- Meetings against (or against AND abstain) **33.8%**

Europe

We made voting recommendations at **21** meetings (**253** resolutions) over the last quarter.



- Total meetings in favour **57.1%**
- Meetings against (or against AND abstain) **42.9%**

North America

We made voting recommendations at **24** meetings (**209** resolutions) over the last quarter.



- Total meetings in favour **16.7%**
- Meetings against (or against AND abstain) **79.2%**
- Meetings with management by exception **4.2%**

United Kingdom

We made voting recommendations at **48** meetings (**771** resolutions) over the last quarter.

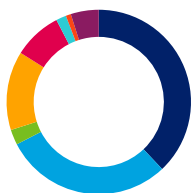


- Total meetings in favour **54.2%**
- Meetings against (or against AND abstain) **31.2%**
- Meetings abstained **2.1%**
- Meetings with management by exception **12.5%**

The issues on which we recommended voting against management or abstaining on resolutions are shown below.

Global

We recommended voting against or abstaining on **224** resolutions over the last quarter.



- Board structure **37.9%**
- Remuneration **29.5%**
- Shareholder resolution **2.7%**
- Capital structure and dividends **13.8%**
- Amend articles **8.5%**
- Audit and accounts **1.8%**
- Investment/M&A **0.9%**
- Other **4.9%**

Australia and New Zealand

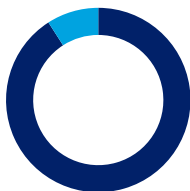
We recommended voting against or abstaining on **two** resolutions over the last quarter.



- Board structure **50%**
- Remuneration **50%**

Developed Asia

We recommended voting against or abstaining on **11** resolutions over the last quarter.



- Board structure **90.9%**
- Amend articles **9.1%**

Emerging and Frontier Markets

We recommended voting against or abstaining on **101** resolutions over the last quarter.



- Board structure **32.7%**
- Remuneration **13.9%**
- Capital structure and dividends **25.7%**
- Amend articles **14.9%**
- Audit and accounts **2.0%**
- Investment/M&A **2.0%**
- Other **8.9%**

Europe

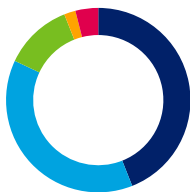
We recommended voting against or abstaining on **25** resolutions over the last quarter.



- Board structure **56%**
- Remuneration **32%**
- Audit and accounts **8%**
- Other **4%**

North America

We recommended voting against or abstaining on **50** resolutions over the last quarter.



- Board structure **44%**
- Remuneration **38%**
- Shareholder resolution **12%**
- Capital structure and dividends **2%**
- Amend articles **4%**

United Kingdom

We recommended voting against or abstaining on **35** resolutions over the last quarter.



- Board structure **14.3%**
- Remuneration **68.6%**
- Capital structure and dividends **11.4%**
- Amend articles **2.9%**
- Other **2.9%**