

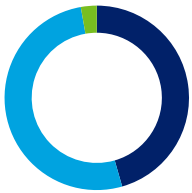
## Brunel

## EOS at Federated Hermes

Over the last quarter we made voting recommendations at **180** meetings (**1,865** resolutions). At **93** meetings we recommended opposing one or more resolutions. We recommended voting with management by exception at **five** meetings. We supported management on all resolutions at the remaining **82** meetings.

### Global

We made voting recommendations at **180** meetings (**1,865** resolutions) over the last quarter.



- Total meetings in favour **45.6%**
- Meetings against (or against AND abstain) **51.7%**
- Meetings with management by exception **2.8%**

### Australia and New Zealand

We made voting recommendations at **two** meetings (**11** resolutions) over the last quarter.



- Total meetings in favour **50%**
- Meetings against (or against AND abstain) **50%**

### Developed Asia

We made voting recommendations at **five** meetings (**32** resolutions) over the last quarter.



- Total meetings in favour **60%**
- Meetings against (or against AND abstain) **40%**

### Emerging and Frontier Markets

We made voting recommendations at **92** meetings (**681** resolutions) over the last quarter.



- Total meetings in favour **42.4%**
- Meetings against (or against AND abstain) **56.5%**
- Meetings with management by exception **1.1%**

### Europe

We made voting recommendations at **12** meetings (**198** resolutions) over the last quarter.



- Total meetings in favour **41.7%**
- Meetings against (or against AND abstain) **58.3%**

### North America

We made voting recommendations at **19** meetings (**157** resolutions) over the last quarter.



- Total meetings in favour **10.5%**
- Meetings against (or against AND abstain) **84.2%**
- Meetings with management by exception **5.3%**

### United Kingdom

We made voting recommendations at **50** meetings (**786** resolutions) over the last quarter.

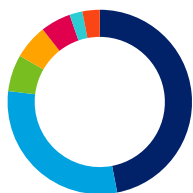


- Total meetings in favour **64%**
- Meetings against (or against AND abstain) **30%**
- Meetings with management by exception **6%**

The issues on which we recommended voting against management or abstaining on resolutions are shown below.

**Global**


We recommended voting against or abstaining on **264** resolutions over the last quarter.



- Board structure 47.0%
- Remuneration 29.9%
- Shareholder resolution 6.4%
- Capital structure and dividends 6.1%
- Amend articles 5.3%
- Audit and accounts 2.3%
- Other 3.0%

**Australia and New Zealand**


We recommended voting against or abstaining on **one** resolution over the last quarter.



- Remuneration 100%

**Developed Asia**

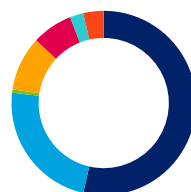
We recommended voting against or abstaining on **three** resolutions over the last quarter.



- Board structure 100%

**Emerging and Frontier Markets**

We recommended voting against or abstaining on **168** resolutions over the last quarter.



- Board structure 53.6%
- Remuneration 23.2%
- Shareholder resolution 0.6%
- Capital structure and dividends 9.5%
- Amend articles 7.1%
- Audit and accounts 2.4%
- Other 3.6%

**Europe**

We recommended voting against or abstaining on **20** resolutions over the last quarter.



- Board structure 45%
- Remuneration 40%
- Shareholder resolution 10%
- Other 5%

**North America**

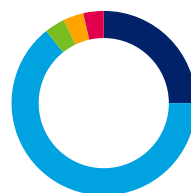
We recommended voting against or abstaining on **44** resolutions over the last quarter.



- Board structure 34.1%
- Remuneration 29.5%
- Shareholder resolution 29.5%
- Amend articles 2.3%
- Audit and accounts 2.3%
- Other 2.3%

**United Kingdom**

We recommended voting against or abstaining on **28** resolutions over the last quarter.



- Board structure 25%
- Remuneration 64.3%
- Shareholder resolution 3.6%
- Amend articles 3.6%
- Audit and accounts 3.6%