

## Brunel

## EOS at Federated Hermes

Over the last quarter we made voting recommendations at **154** meetings (**1,327** resolutions). At **78** meetings we recommended opposing one or more resolutions. We recommended voting with management by exception at **two** meetings. We supported management on all resolutions at the remaining **74** meetings.

### Global

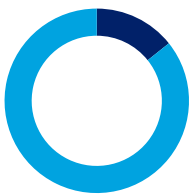
We made voting recommendations at **154** meetings (**1,327** resolutions) over the last quarter.



- Total meetings in favour **48.1%**
- Meetings against (or against AND abstain) **50.6%**
- Meetings with management by exception **1.3%**

### Australia and New Zealand

We made voting recommendations at **21** meetings (**123** resolutions) over the last quarter.



- Total meetings in favour **14.3%**
- Meetings against (or against AND abstain) **85.7%**

### Developed Asia

We made voting recommendations at **nine** meetings (**55** resolutions) over the last quarter.



- Total meetings in favour **88.9%**
- Meetings against (or against AND abstain) **11.1%**

### Emerging and Frontier Markets

We made voting recommendations at **62** meetings (**457** resolutions) over the last quarter.



- Total meetings in favour **61.3%**
- Meetings against (or against AND abstain) **37.1%**
- Meetings with management by exception **1.6%**

### Europe

We made voting recommendations at **21** meetings (**145** resolutions) over the last quarter.



- Total meetings in favour **66.7%**
- Meetings against (or against AND abstain) **33.3%**

### North America

We made voting recommendations at **22** meetings (**232** resolutions) over the last quarter.



- Total meetings in favour **9.1%**
- Meetings against (or against AND abstain) **86.4%**
- Meetings with management by exception **4.5%**

### United Kingdom

We made voting recommendations at **19** meetings (**315** resolutions) over the last quarter.

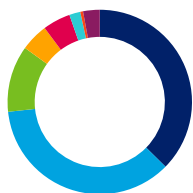


- Total meetings in favour **47.4%**
- Meetings against (or against AND abstain) **52.6%**

The issues on which we recommended voting against management or abstaining on resolutions are shown below.

**Global**

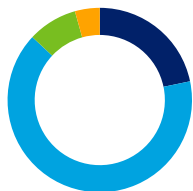
We recommended voting against or abstaining on **206** resolutions over the last quarter.



- Board structure 37.4%
- Remuneration 35.9%
- Shareholder resolution 11.7%
- Capital structure and dividends 4.9%
- Amend articles 4.9%
- Audit and accounts 1.9%
- Investment/M&A 0.5%
- Other 2.9%

**Australia and New Zealand**


We recommended voting against or abstaining on **46** resolutions over the last quarter.



- Board structure 21.7%
- Remuneration 65.2%
- Shareholder resolution 8.7%
- Amend articles 4.3%

**Developed Asia**

We recommended voting against or abstaining on **one** resolution over the last quarter.



- Board structure 100%

**Emerging and Frontier Markets**

We recommended voting against or abstaining on **64** resolutions over the last quarter.



- Board structure 45.3%
- Remuneration 18.8%
- Capital structure and dividends 10.9%
- Amend articles 12.5%
- Audit and accounts 4.7%
- Investment/M&A 1.6%
- Other 6.2%

**Europe**

We recommended voting against or abstaining on **14** resolutions over the last quarter.



- Board structure 28.6%
- Remuneration 35.7%
- Capital structure and dividends 21.4%
- Audit and accounts 7.1%
- Other 7.1%

**North America**

We recommended voting against or abstaining on **65** resolutions over the last quarter.



- Board structure 43.1%
- Remuneration 27.7%
- Shareholder resolution 29.2%

**United Kingdom**

We recommended voting against or abstaining on **16** resolutions over the last quarter.



- Board structure 31.2%
- Remuneration 56.2%
- Shareholder resolution 6.2%
- Other 6.2%